

ER-16502			ER-16602			42.00"	47.31"	22.00"	18.50"	17.00"	110
ER-16503			ER-16603			52.50"	57.81"	22.00"	18.50"	17.00"	124
ER-16504			ER-16604			61.25"	66.56"	22.00"	18.50"	17.00"	139
ER-16505			ER-16605			70.00"	75.31"	22.00"	18.50"	17.00"	151
ER-16506			ER-16606			78.75"	84.06"	22.00"	18.50"	17.00"	163
ER-16511			N/A	N/A	N/A	21.00"	25.31"	22.00"	25.50"	24.00"	94
ER-16512			ER-16612			42.00"	47.31"	22.00"	25.50"	24.00"	128
ER-16513			ER-16613			52.50"	57.81"	22.00"	25.50"	24.00"	145
ER-16514			ER-16614			61.25"	66.56"	22.00"	25.50"	24.00"	162
ER-16515			ER-16615			70.00"	75.31"	22.00"	25.50"	24.00"	175
ER-16516			ER-16616			78.75"	84.06"	22.00"	25.50"	24.00"	189
ER-16521			N/A	N/A	N/A	21.00"	25.31"	22.00"	30.75"	29.25"	109
ER-16522			ER-16622			42.00"	47.31"	22.00"	30.75"	29.25"	143
ER-16523			ER-16623			52.50"	57.81"	22.00"	30.75"	29.25"	160
ER-16524			ER-16624			61.25"	66.56"	22.00"	30.75"	29.25"	180
ER-16525			ER-16625			70.00"	75.31"	22.00"	30.75"	29.25"	194
ER-16526			ER-16626			78.75"	84.06"	22.00"	30.75"	29.25"	209

PART NAME ECONOMIZER UPRIGHT CABINET RACK (19" P.S., VENTILATED)

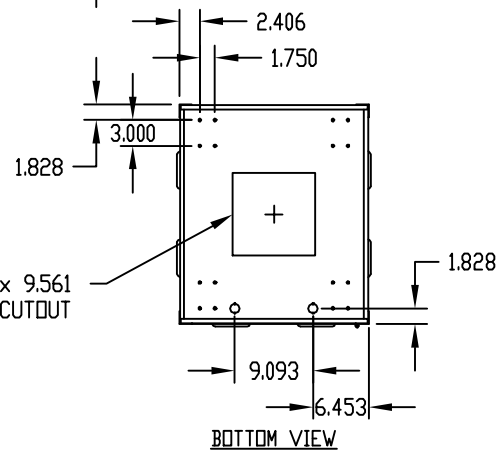
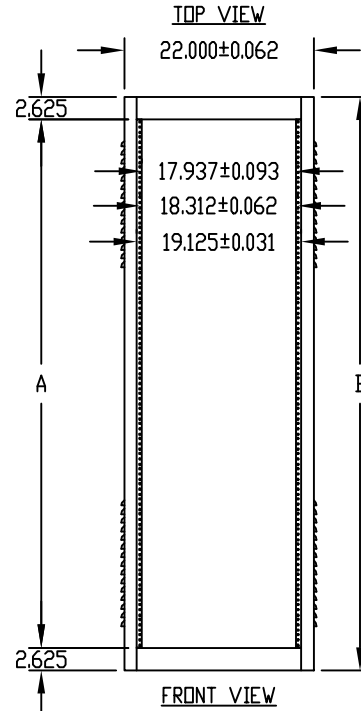
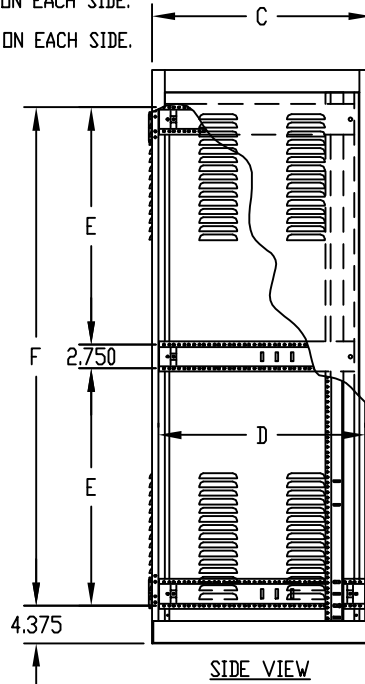
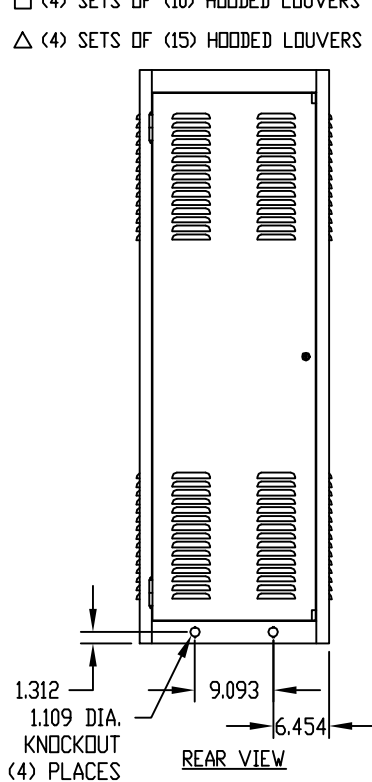
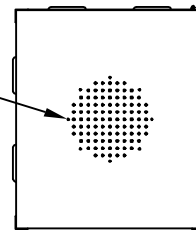
PART No.

ER-16602 thru ER-16626

NOTES:

- ① PANEL MOUNTING RAILS TAPPED #10-32 ON E.I.A. UNIVERSAL SPACING AND ARE FULLY ADJUSTABLE.
- ② MOUNTING HOLES PIERCED IN BASE FOR #RC-7758 CASTERS.
- ③ LOAD RATING: 1200 LBS. MAX.
- ☒ (2) SETS OF (10) HOODED LOUVERS CENTERED ON EACH SIDE.
- (2) SETS OF (15) HOODED LOUVERS CENTERED ON EACH SIDE.
- (4) SETS OF (10) HOODED LOUVERS ON EACH SIDE.
- △ (4) SETS OF (15) HOODED LOUVERS ON EACH SIDE.

MOUNTING PROVISIONS FOR OPTIONAL FAN.



MATERIAL:

- SIDES AND REAR DOOR _____ 20 GA. STEEL
- REAR DOOR STIFFENER _____ 18 GA. STEEL
- TOP, BOTTOM, RAIL SUPPORTS AND DOOR STOPS _____ 16 GA. STEEL
- VERTICAL RAILS _____ 14 GA. STEEL
- PANEL MOUNTING RAILS _____ 12 GA. STEEL

FINISH:

- FRAME ASSEMBLY, SIDES AND REAR DOOR _____ SAND TEXTURE
- _____ ROYAL BLUE TEXTURE
- _____ BLACK TEXTURE
- PANEL MOUNTING RAILS AND DOOR STOPS _____ SMOOTH BLACK

OPTIONAL ACCESSORIES

PART NO.	PANEL SPACE A	B	C	D	E	F	PANEL MTG. RAILS PART NO.	PLEXIGLAS DOORS PART NO.
ER-16602 ☒	42.000	47.312	18.500	17.000	—	38.562	PMR-9450	V-9063-A
ER-16603 ○	52.500	57.812			—	49.062	PMR-9451	V-9064-A
ER-16604 ○	61.250	66.562			27.531	57.812	PMR-9452	V-9065-A
ER-16605 ○	70.000	75.312			31.906	66.562	PMR-9453	V-9066-A
ER-16606 ○	78.750	84.062	18.500	17.000	36.281	75.312	PMR-9454	V-9067-A
ER-16612 □	42.000	47.312	25.500	24.000	—	38.562	PMR-9450	V-9063-A
ER-16613 △	52.500	57.812			—	49.062	PMR-9451	V-9064-A
ER-16614 △	61.250	66.562			27.531	57.812	PMR-9452	V-9065-A
ER-16615 △	70.000	75.312			31.906	66.562	PMR-9453	V-9066-A
ER-16616 △	78.750	84.062	25.500	24.000	36.281	75.312	PMR-9454	V-9067-A
ER-16622 □	42.000	47.312	30.750	29.250	—	38.562	PMR-9450	V-9063-A
ER-16623 △	52.500	57.812			—	49.062	PMR-9451	V-9064-A
ER-16624 △	61.250	66.562			27.531	57.812	PMR-9452	V-9065-A
ER-16625 △	70.000	75.312			31.906	66.562	PMR-9453	V-9066-A
ER-16626 △	78.750	84.062	30.750	29.250	36.281	75.312	PMR-9454	V-9067-A